



FUTURE SERVICES
info@future-services.net

22220

FUTURE SERVICES
info@future-services.net

FUTURE SERVICES
info@future-services.net

HYSTER





HYSTER

HYSTER

FUTURE SERVICES
info@future-services.net

FUTURE SERVICES
info@future-services.net

FUTURE SERVICES
info@future-services.net

FUTURE SERVICES
info@future-services.net



H6.00-7.00XL

LPG and diesel powered forklifts. 6 000 to 7 000 kg @ 600 mm

Built to last

The Hyster H6.00-7.00 tonne models are built to perform in heavy duty applications, offering durability and power combined with outstanding operator comfort. Trucks that meet your needs for high productivity, economy and ease of service.

A superior working environment

The driver's compartment features easy on/off access, ample leg room, well positioned control levers and a contoured, adjustable seat which allows the operator to select the most comfortable driving position.

Hydrostatic power steering, the optional Monotrol directional/speed control pedal and clear instrumentation contribute to optimum productivity and reduced work cycle times.

The H6.00-7.00XL truck models are also remarkably quiet. All main operating components are designed to minimise noise levels and are isolated from the frame for low vibration.

Driving performance

The series offers a choice of a Perkins 1004.42 engine diesel engine or a GM V6-4.3L LPG engine with Impco fuel system. Both engines are designed for fuel economy and low levels of emissions, with easy maintenance. Maximum torque of 290 Nm is produced at just 1 300 rpm on the diesel engine, and maximum torque of 215 Nm at 1 400 rpm on the LPG engine.

The two speed Hyster Powershift transmission provides excellent tractive and travel speed performance to promote reduced cycle times, and the inch-brake pedal offers extra controllability during stacking operations.

Designed for low maintenance

Heavy duty, 77,5 mm fin radiator with transmission oil cooler combined with pusher type fan reduces engine wear and promotes longer service intervals.

Easy to read dash display includes indicators for engine coolant and transmission oil temperatures, oil pressure and alternator output.

The wide frame design improves access to major components when required, whilst the hoods are designed for simple opening to speed up routine maintenance tasks. Daily checks can be completed in under 5 minutes.

Masts

The range of Vista 2-stage limited and 3-stage full free lift masts are designed for good visibility and smooth, durable operation. For reliability and protection all hoses are routed inside the mast construction. Hyster full free lift masts have hydraulic cushioning for optimal load control and reduced noise.

H6.00XL, H7.00XL

CHARACTERISTICS	1.1	Manufacturer	
	1.2	Model designation	
	1.3	Power: battery, diesel, LPG, electric mains	
	1.4	Operation: manual, pedestrian, stand, seat, orderpicker	
	1.5	Load capacity	Q (kg)
	1.6	Load centre	c (mm)
	1.8	Load distance	x (mm)
	1.9	Wheelbase	y (mm)

HYSTER		HYSTER		HYSTER		HYSTER		
H6.00XL		H6.00XL		H7.00XL		H7.00XL		1.1
Diesel		LPG		Diesel		LPG		1.2
Seat		Seat		Seat		Seat		1.3
6 000		6 000		7 000		7 000		1.4
600		600		600		600		1.5
580		580		580		580		1.6
2 240		2 240		2 240		2 240		1.8
								1.9

WEIGHT	2.1	Unladen weight	kg
	2.2	Axle loading with load, front/rear	kg
	2.3	Axle loading without load, front/rear	kg

8 260		8 180		8 780		8 700		2.1
12 820	1 440	12 800	1 380	14 190	1 590	14 170	1 530	2.2
3 650	4 610	3 630	4 550	3 500	5 280	3 470	5 230	2.3

WHEELS & TYRES	3.1	Tyres: L = pneumatic, V = solid, SE = pneumatic-shaped solid	
	3.2	Tyre size, front	
	3.3	Tyre size, rear	
	3.5	Number of wheels, front/rear (X = driven)	
	3.6	Track width, front	b ₁₀ (mm)
	3.7	Track width, rear	b ₁₁ (mm)

L		L		L		L		3.1
8,25 x 15 12PR		8,25 x 15 12PR		8,25 x 15 12PR		8,25 x 15 12PR		3.2
8,25 x 15 12PR		8,25 x 15 12PR		8,25 x 15 12PR		8,25 x 15 12PR		3.3
4X	2	4X	2	4X	2	4X	3	3.5
1 850		1 850		1 850		1 850		3.6
1 540		1 540		1 540		1 540		3.7

DIMENSIONS	4.1	Mast tilt, α = forward/β = back	degrees
	4.2	Height of mast, lowered	h ₁ (mm)
	4.3	Free lift †	h ₂ (mm)
	4.4	Lift height †	h ₃ (mm)
	4.5	Height of mast, extended with/without load backrest extension	h ₄ (mm)
	4.7	Overhead guard height	h ₅ (mm)
	4.8	Seat height	h ₇ (mm)
	4.12	Towing coupling height	h ₁₀ (mm)
	4.19	Overall length	l ₁ (mm)
	4.20	Length to face of forks	l ₂ (mm)
	4.21	Overall width	b ₁ (mm)
	4.22	Fork dimensions	s/e/l (mm)
	4.23	Fork carriage DIN 15173. Class, A/B	
	4.24	Fork carriage width ●	b ₃ (mm)
	4.31	Ground clearance under mast, with load	m ₁ (mm)
	4.32	Ground clearance, centre of wheelbase	m ₂ (mm)
	4.33	Aisle width with pallets 1 000 mm x 1 200 mm wide ◆	Ast (mm)
4.34	Aisle width with pallets 800 mm x 1 200 mm long ◆	Ast (mm)	
4.35	Outer turning radius	W _s (mm)	

5		10		5		10		5		10		4.1
3 740		3 740		3 740		3 740		3 740		3 740		4.2
100		100		100		100		100		100		4.3
5 340		5 340		5 340		5 340		5 340		5 340		4.4
6 950	6 610	6 950	6 610	6 950	6 610	6 950	6 610	6 950	6 610	6 950	6 610	4.5
2 310		2 310		2 310		2 310		2 310		2 310		4.7
1 190		1 190		1 190		1 190		1 190		1 190		4.8
-		-		-		-		-		-		4.12
-		-		-		-		-		-		4.19
3 610		3 610		3 690		3 690		3 690		3 690		4.20
2 110		2 110		2 110		2 110		2 110		2 110		4.21
60	150	1 200	60	150	1 200	60	150	1 200	60	150	1 200	4.22
-		-		-		-		-		-		4.23
-		-		-		-		-		-		4.24
156		156		156		156		156		156		4.31
253		253		253		253		253		253		4.32
4 900		4 900		4 970		4 970		4 970		4 970		4.33
5 100		5 100		5 170		5 170		5 170		5 170		4.34
3 320		3 320		3 390		3 390		3 390		3 390		4.35

PERFORMANCE	5.1	Travel speed with/without load	km/h
	5.2	Lifting speed with/without load	m/sec
	5.3	Lowering speed with/without load	m/sec
	5.5	Drawbar pull with/without load	N
	5.7	Gradeability with/without load †	%
	5.9	Acceleration time with/without load	s
	5.10	Service brake	

23,0	23,3	23,0	23,3	23,7	24,0	23,7	24,0	5.1
0,41	0,44	0,41	0,44	0,41	0,44	0,41	0,44	5.2
0,58	0,53	0,58	0,53	0,58	0,53	0,58	0,53	5.3
330	271	344	270	327	258	342	257	5.5
24	26	27	27	22	24	23	24	5.7
-		-		-		-		5.9
Hydraulic		Hydraulic		Hydraulic		Hydraulic		5.10

ENGINE	7.1	Engine manufacturer/type	
	7.2	Engine output in accordance with ISO 1585	kW
	7.3	Governed speed	rpm
	7.4	Number of cylinders/displacements	cm ³
	7.5	Fuel consumption in accordance with VDI cycle	l/h

Perkins	1004.42	GM	V6-4.3L	Perkins	1004.42	GM	V6-4.3L	7.1
61,5		65,2		61,5		65,2		7.2
2 400		2 500		2 400		2 500		7.3
4	3 990	6	4 300	4	3 990	6	4 300	7.4
4,3		10,6		4,4		10,9		7.5

OTHER	8.1	Drive control	
	8.2	Working pressure for attachments	bar
	8.3	Oil flow for attachments	
	8.4	Average noise level at operator's ear (Lpaz), without cab ○	dB (A)
		Guaranteed sound power (Lwaz) ○	dB
8.5	Towing coupling type		

Torque Converter		Torque Converter		Torque Converter		Torque Converter		8.1
155		155		155		155		8.2
-		-		-		-		8.3
85		85		85		85		8.4
112		112		112		112		
Pin		Pin		Pin		Pin		8.5

Equipment and weight:

Weights (line 2.1) are based on the following specifications:

Complete truck Perkins 1004.42 diesel engine. Powershift transmission, 5 400 mm Vista 2-stage limited free lift mast, 1 530 mm pin type carriage, 1 200 mm forks standard drive and standard pneumatic drive and steer tyres, overhead guard and load backrest extension.

Fuel tank capacity:

LPG:  87 litres
Diesel:  87 litres

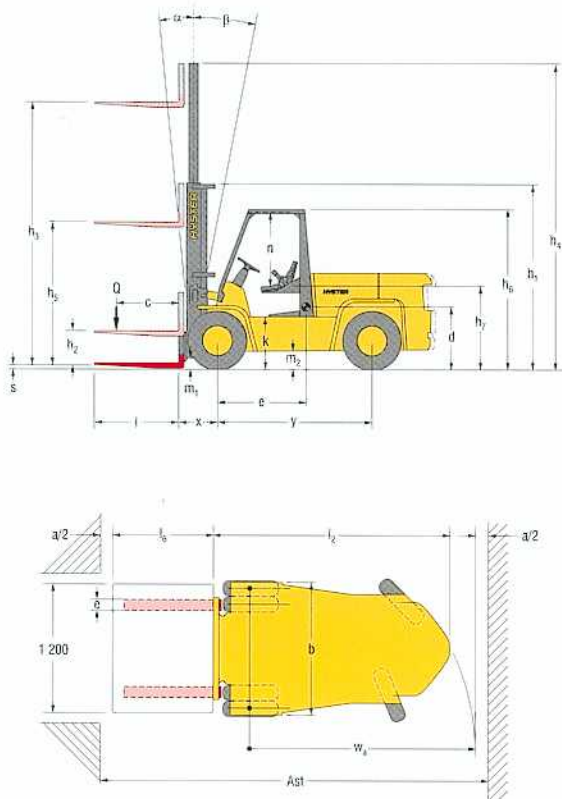
Forks:


H6.00XL: 60 x 150 x 1 200 to 2 400 mm long
H7.00XL: 60 x 150 x 1 200 to 2 400 mm long

Fork spacing:

Inside to inside, minimum: 60 mm 505 mm
Outside to outside, maximum: 1 460 mm 1 920 mm

Truck dimensions



 = Centre of gravity of unladen truck

$Ast = W_a + x + l_6 + a$ (see lines 4.33 & 4.34)

a = Minimum operating clearance

(V.D.I. standard = 200 mm BITA recommendation = 300 mm)

l_6 = Load length

NOTE:

Specifications are affected by the condition of the vehicle and how it is equipped, as well as the nature and condition of the operating area affect specifications. If these specifications are critical, the proposed application should be discussed with your dealer.

- Add 30 mm with load backrest extension
- † Bottom of forks
- ◆ Stacking aisle width (lines 4.33 & 4.34) are based on the V.D.I. standard calculation as shown on illustration. The British Industrial Truck Association recommends the addition of 100 mm to the total clearance (dimension a) for extra operating margin at the rear of the truck.
- † Gradeability figures (line 5.7) are provided for comparison of tractive performance, but are not intended to endorse the operation of the vehicle on the stated inclines. Follow instructions in the operating manual regarding operation on inclines.
- Noise level measured according to 2000/14/EC directive and are based on the weighting values contained in EN12053.

Mast tables:

- ▶ Lowered height lower than overhead guard height
 - ❖ Add 420 mm with load backrest extension
 - Deduct 420 mm with load backrest extension
 - ☎ 19,5 kg capacity tank with integral fuel gauge available on request.
- Consult your Hyster lift truck dealer.

Model

H6.00XL H7.00XL

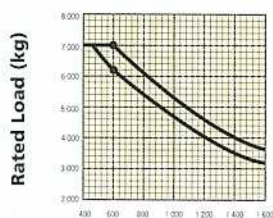
Load moment cm-kg

728 200 836 100

Dimensions (mm)

d	1 010	1 000
e	1 250	1 350
k	755	770
n	1 075	1 075

Rated capacities



**H7.00XL
H6.00XL**


Load Centre (mm)

Load Centre

Distance from front of forks to centre of gravity of load.

Rated Load

Based on vertical masts as shown left.

Hyster, **HYSTER**, , Monotrol, Vista, Challenger and SpaceSaver are trademarks of Hyster Company. Hyster products are subject to change without notice. Lift trucks illustrated may feature optional equipment.



Safety:

This truck conforms to the current EU requirements.

Mast and capacity information

Vista masts H6.00-7.00XL - Rated capacity kg @ 600 mm load centre

Pneumatic shaped solid tyres									
Maximum fork height mm	Back tilt	Overall lowered height mm	Overall extended height mm	Free lift (top of forks) mm	With Sideshift		Without Sideshift		
					H6.00XL	H7.00XL	H6.00XL	H7.00XL	
Vista 2 Stage limited free lift	2 400	10°	2 240	3 610	160	6 000	7 000	5 770	6 620
	3 400	10°	2 740	4 610	160	6 000	7 000	5 770	6 620
	4 400	10°	3 240	5 610	160	6 000	7 000	5 770	6 620
	5 400	10°	3 740	6 610	160	6 000	7 000	5 770	6 620
	6 000	6°	4 165	7 210	160	5 950	6 850	5 550	6 400
Vista 3 Stage full free lift	3 650	6°	2 220 ▶	4 790 ❖	1 080 □	5 800	6 700	⚠	⚠
	4 600	6°	2 540	5 740 ❖	1 390 □	5 800	6 650	⚠	⚠
	5 600	6°	2 870	6 740 ❖	1 730 □	5 700	6 550	⚠	⚠
	6 100	6°	3 090	7 240 ❖	1 940 □	5 500	6 350	⚠	⚠

Highlifts

The rated capacities shown are for trucks equipped with standard or sideshift carriage, and nominal length forks (see below). Masts above the maximum fork height shown here are classified as high lift, and depending on the tyre/tread configuration may require reduced capacity, restricted back tilt or wide tread.

Model	Max. fork height mm	Nominal fork length mm
H6.00XL	5 400	1 200
H7.00XL	5 400	1 200

High lift masts require approval from Hyster based on specific application information. This information should be supplied on Hyster form 857025-25, and will be used to determine rated capacities to be included on a specific nameplate. The completed nameplate must be installed on the truck before it is put to use.

Warning

Care must be exercised when handling elevated loads. When the carriage and/or load is elevated, truck stability is reduced. It is important that mast tilt in either direction be kept to a minimum when loads are elevated. Operators must be trained and adhere to the instructions contained in the Operating Manual.



Hyster Europe, Flagship House, Reading Road North, Fleet, Hants GU51 4WD, England
 Hyster Europe, Nijverheidsweg 29, 6541 CL Nijmegen, The Netherlands
 Hyster Europe, Portland Road, Irvine, Ayrshire KA12 8JG, Scotland
 Hyster Italia, Corso Sempione 60, 20154 Milano, Italy
<http://www.hyster.co.uk>