



5 Ton Manitou Forklift

Masted
trucks

MC 40/50
Powershift

Specialists in yard handling

- 4000 kg and 5000 kg capacity



 **MANITOU**

Masts MC 40/50 Powershift

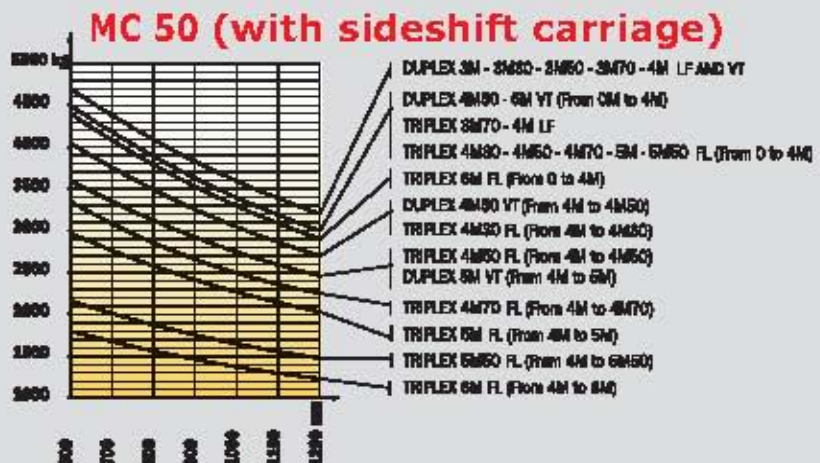
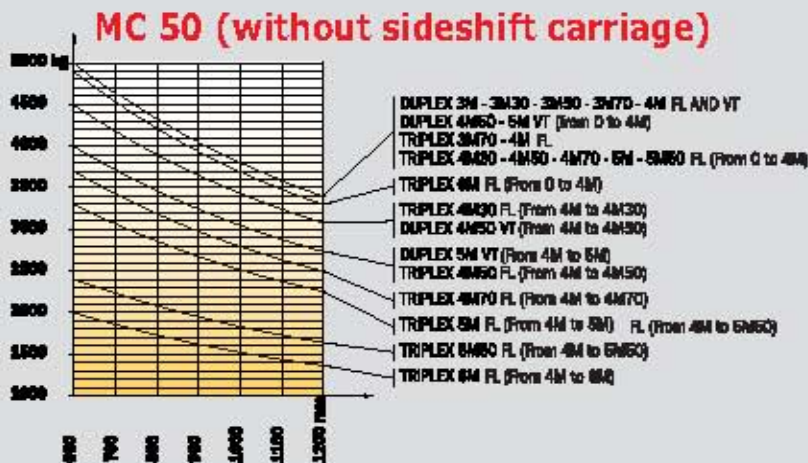
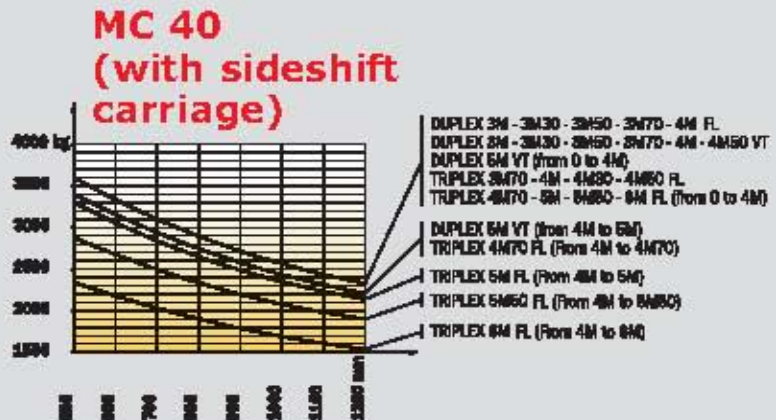
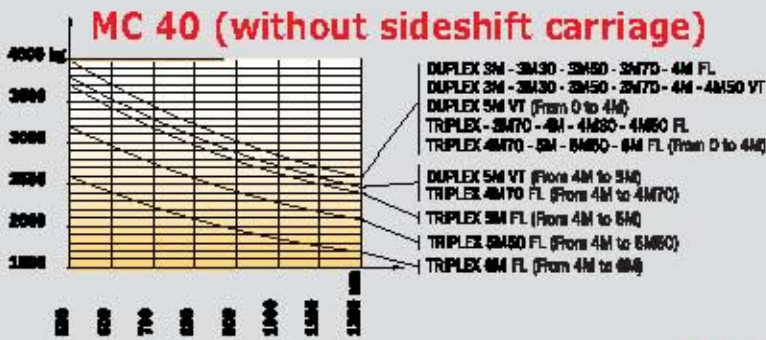
MASTS		TRUCK TYPE	LIFTING HEIGHT ON FORKS (mm)	OVERALL HEIGHT MAST LOWERED (mm)	FREE LIFT (mm)	OVERALL HEIGHT MAST EXTENDED (mm)	HEIGHT AT MAX. CAPACITY (mm)		CAPACITY AT MAX. HEIGHT (kg)		MAST TILTING ANGLE FRONT/REAR
							With sidehit carriage	Without sidehit carriage	With sidehit carriage	Without sidehit carriage	
DUPLEX TOTAL VISIBILITY	3.00 m	MC 40 Powershift MC 50 Powershift	3050 3060	2505	-	4050	3000 3000	3600 4700	4000 5000	15°/15°	
	3.30 m	MC 40 Powershift MC 50 Powershift	3350 3360	2655	-	4350	3300 3300	3600 4700	4000 5000	15°/15°	
	3.50 m	MC 40 Powershift MC 50 Powershift	3550 3560	2755	-	4550	3500 3500	3600 4700	4000 5000	15°/15°	
	3.70 m	MC 40 Powershift MC 50 Powershift	3750 3760	2855	-	4750	3700 3700	3600 4700	4000 5000	15°/15°	
	4.00 m	MC 40 Powershift MC 50 Powershift	4050 4060	3005	-	5050	4000 4000	3600 4700	4000 5000	15°/15°	
	4.50 m	MC 40 Powershift MC 50 Powershift	4550 4560	3250	-	5550	4500 4000	3600 4050	4000 4500	15°/15°	
	5.00 m	MC 40 Powershift MC 50 Powershift	5050 5060	3505	-	6050	4000 4000	3400 3600	3800 4000	15°/15°	
DUPLEX FREE LIFT	3.00 m	MC 40 Powershift MC 50 Powershift	3050 3060	2530	1518 1528	4062	3000 3000	3600 4700	4000 5000	15°/15°	
	3.30 m	MC 40 Powershift MC 50 Powershift	3350 3360	2680	1668 1678	4362	3300 3300	3600 4700	4000 5000	15°/15°	
	3.50 m	MC 40 Powershift MC 50 Powershift	3550 3560	2780	1768 1778	4562	3500 3500	3600 4700	4000 5000	15°/15°	
	3.70 m	MC 40 Powershift MC 50 Powershift	3750 3760	2880	1868 1878	4762	3700 3700	3600 4700	4000 5000	15°/15°	
	4.00 m	MC 40 Powershift MC 50 Powershift	4050 4060	3030	2018 2028	5062	4000 4000	3600 4700	4000 5000	15°/15°	
TRIPLEX FREE LIFT	3.70 m	MC 40 Powershift MC 50 Powershift	3750 3760	2255	1255 1265	4750	3700 3700	3600 4500	4000 5000	15°/15°	
	4.00 m	MC 40 Powershift MC 50 Powershift	4050 4060	2355	1355 1365	5050	4000 4000	3600 4500	4000 5000	15°/15°	
	4.50 m	MC 40 Powershift MC 50 Powershift	4550 4560	2530	1530 1540	5550	4000 4000	3600 3600	4000 4000	15°/15°	
	4.70 m	MC 40 Powershift MC 50 Powershift	4750 4760	2590	1590 1600	5750	4000 4000	3400 3350	3800 3700	15°/15°	
	5.00 m	MC 40 Powershift MC 50 Powershift	5050 5060	2705	1705 1715	6050	4000 4000	3300 2950	3700 3300	10°/15°	
	5.50 m	MC 40 Powershift MC 50 Powershift	5550 5560	2855	1855 1865	6550	4000 4000	2880 2150	3200 2400	10°/15°	
	6.00 m	MC 40 Powershift MC 50 Powershift	6050 6060	3030	2030 2040	7050	4000 4000	2350 1800	2600 2000	10°/15°	

Tyres MC 40/50 Powershift

Standard		Options				
Front	Rear	Front	Front	Rear	Rear	Rear
Industrial tyres	Industrial tyres	Mixed tyres	Mixed tyres	Mixed tyres	Industrial tyres	Industrial tyres
445/65 R 19.5 XZY Tubeless 165 K	10 R 17.5 134/132 M G 291	18 R 19.5 XF Tubeless (445/65R 19.5)	18-19.5 ML 224 18 PR Tubeless	285/70R 19.5 XZY Tubeless 140/137 L	10 R 17.5 LSR Tubeless 134/132 L	10 R 17.5 LDR Tubeless 134/132 L
tyre width (mm)						
450	250	450	460	290	262	262
overall width (mm)						
2050	1890	2050	2060	1880	1902	1902
						

Load charts MC 40/MC 50 Powershift

(in accordance with standard EN 1726 – 1 Appendix H)



MC 40/50 Powershift Euro 2



Load capacity

MC 40 Powershift.....	4000 kg
500 mm from fork centres	
MC 50 Powershift.....	5000 kg
600 mm from fork centres	



Lifting height:3.70 m

Speed unladen/laden (m/s)

Lifting

MC 40 Powershift.....	0.50/0.47
MC 50 Powershift.....	0.44/0.38

Lowering

MC 40 Powershift.....	0.41/0.50
MC 50 Powershift.....	0.41/0.50



Tyres

Front.....	445/65 R 19.5 Tubeless XZY 165 K
Rear.....	10 R 17.5 G 291



Forks (mm)

Length.....	1200
Width x thickness MC 40 Powershift.....	150x50
MC 50 Powershift.....	150x60



Oil-immersed multidisc hydraulic brakes



PERKINS engine

Type.....	Atmo 1104C44
Capacity.....	4 cyl. - 4400 cm ³
Rated speed.....	2200 rpm
Power (ISO/TR 14396).....	61.5 Kw (84 cv)
Max. torque.....	302Nm at 1400 rpm
Direct injection	
Water cooling	



Transmission Powershift

Reverse shift.....	electro-hydraulic
4 speeds forward and 3 reverse	
Max. travel speed.....	24 km/h
Differential lock with electro-hydraulic control	



Hydraulics

Main gear pump	
Pressure/flow	
MC 40/50 Powershift.....	210 bar/89 l./min
Flow divider with priority	
to steering.....	145 bar/89 l./min



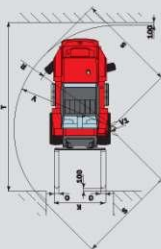
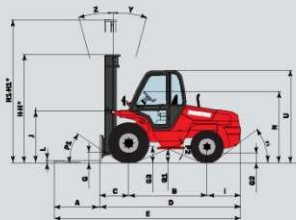
Capacities

Cooling system.....	13 l
Engine oil.....	8.5 l
Hydraulic oil.....	80 l
Transmission oil.....	12.5 l
Fuel.....	85 l



Weight (with forks)

MC 40 Powershift.....	6535 kg
MC 50 Powershift.....	7495 kg



	MC 40 Powershift	MC 50 Powershift
A	1200	1200
B	2063	2063
C	762	772
D	3745	3755
E	4945	4955
F	1590	1590
F1	1640	1640
G	265	265
G1	365	365
G2	290	290
G3	360	360
H	2855	2855
H1	4750	4750
H*	2455	2455
H1*	5350	5350
I	920	920
J	1380	1380
K	1670	1670
L	50	60
N	1840 at 1900	
O	150	150
P1	33.5°	33.5°
P2	44°	44°
P3	37°	37°
R	2970	2970
S	3255	3255
T	5560	5570
U	2420	2420
V	3395	3395
V1	200	200
W	2040	2040
Y	15°	15°
Z	15°	15°

in mm

Standard equipment:

- Closed cab with tinted windows
- Fabric-covered seat
- Adjustable steering column
- Heating
- Front and rear wipers and washers
- Exterior left-hand rear-view mirror
- Front and rear driving lights
- Hydraulic differential lock
- ...

Options

- Driver protector
- Rotating beacon
- Reverse alarm
- Working light
- Wide carriages
- Various attachments such as buckets, sideshift carriage, grabs, etc.